

LN Lighting technical data

LED LAMP DIMMABLE PAR20

Lighting technical data

**LED PAR20 is an alternative light source
with longer life and uniformed light distribution**



LED LAMP PAR20



Line-Up

Model No.	Watts(W)	Light Output(lm)	Dimension(mm)	Light Color(K)	Beam Angle(Degree)
LN-P20-27-7W5-LT-UD-CW-00	6.5-7.5	430±10%	Φ63*83.5	6000	30
LN-P20-27-7W5-LT-UD-WW-00		390±10%	Φ63*83.5	3000	30

Technical Specifications

Item	Test Conditions	Min.	Typ.	Max.
Input Voltage(V, rms)	AC	110	120	13
Input Current(mA, rms)	AC(120V)	---	63.	---
Input Power(W, rms)	AC(All)	---	7.5	---
Input Frequency(Hz)	AC	---	60Hz	---
Power Factor(PF)	AC(All)	≥0.6		
Output Voltage(V)	DC	15	15.25	16.5
Output Current(mA)	DC	270	280	285
Output Power(W)	DC	4.01	4.27	4.72

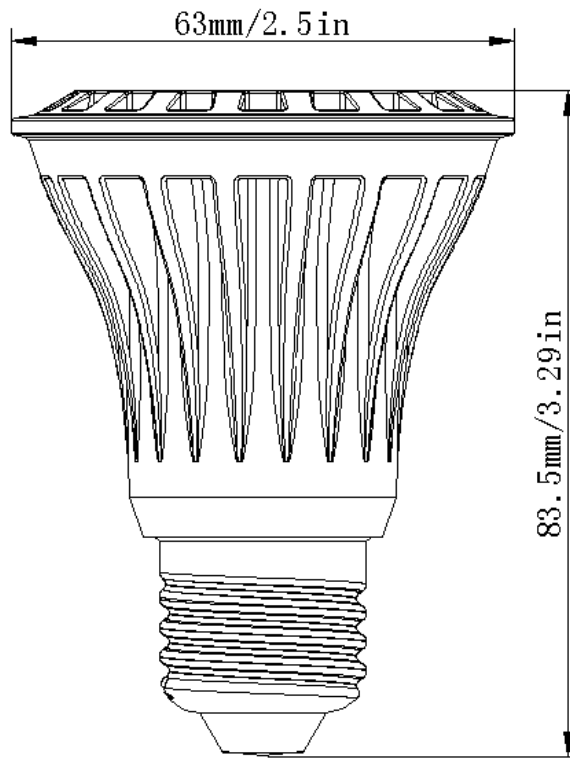
Environmental Requirements

Specifications	Values
Operational Temperature Range	-20~40℃
Preservation Temperature Range	-20~90℃
Operational Humidity Range	95%Rh or below (@-20~40℃)
Installation Area	Indoor (Counter,Residential,Commercial,etc)

LED LAMP PAR20



Drawing



Material	IP
ADC12	20
PMMA	

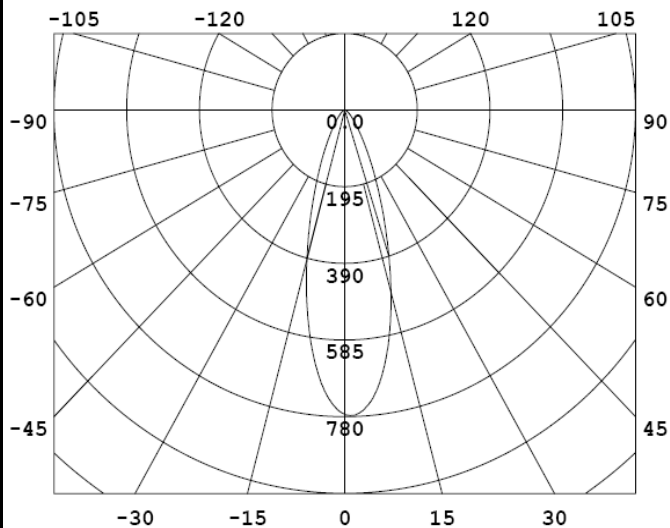
LED LAMP PAR20



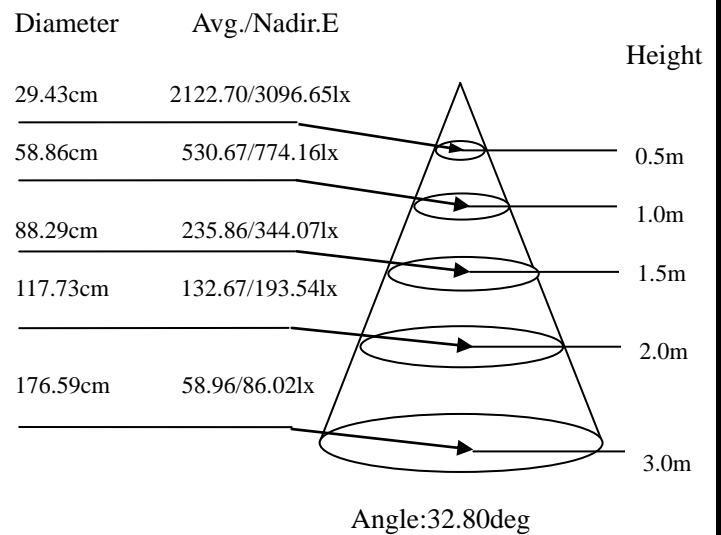
LN-P20-27-7W5-LT-UD-CW-00

Category	Specifications	Unit
Watts	7.5	W
Lumens per Watt(Efficacy)	57	Lm/W
Light Output	430	lm
Light Color(CCT)	6000	K
Beam Angle	30	°(degree)
Color Accuracy(CRI)	80	Ra
Product Weight	125	G
Rating Life	35000	H
Base	E26	
Input Voltage(AC)	120	V

Luminance Intensity Distribution



Cone Lux Diagram



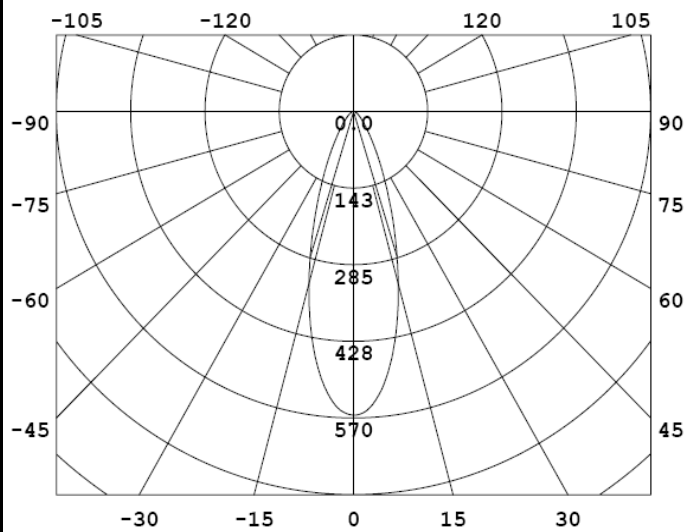
LED LAMP PAR20



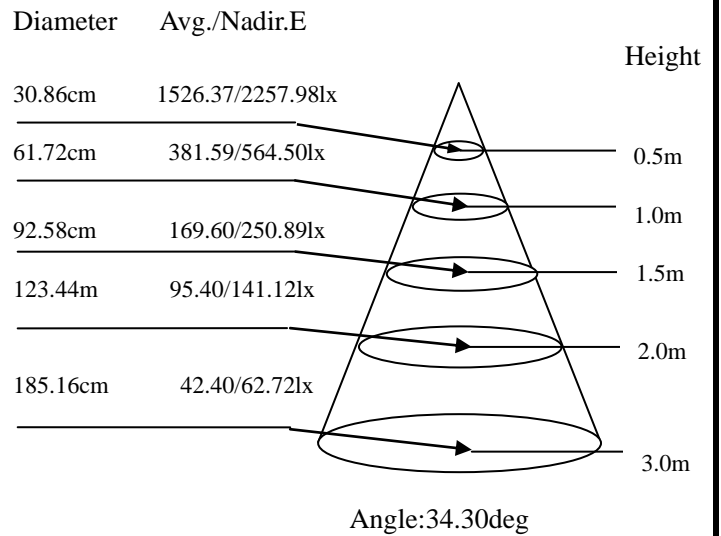
LN-P20-27-7W5-LT-UD-WW-00

Category	Specifications	Unit
Watts	7.5	W
Lumens per Watt(Efficacy)	52	Lm/W
Light Output	390	lm
Light Color(CCT)	3000	K
Beam Angle	30	°(degree)
Color Accuracy(CRI)	80	Ra
Product Weight	125	G
Rating Life	35000	H
Base	E26	
Input Voltage(AC)	120	V

Luminance Intensity Distribution



Cone Lux Diagram



LED LAMP PAR20



Product Packaging	Specifications	Unit
Product Dimension	Φ63*H83.5	mm
Net Weight	0.125	Kg
Size of box	L65*W65*H95	mm
Gross Weight	0.145	Kg
Size of Carton	L532*W332*H390mm	mm
Qty/ Carton	160	PCS
Weight/ Carton	24	Kg

Revision History

MTime	Changed to: VER	Description of Change		
		Item	From	To
2013-4-24	/	Issue	/	/
2013-4-29	1.01	Size of Carton	L580*W390*H220mm	L532*W332*H390mm
2013-4-30	1.02	Base	E27/E26	E26
2013-5-31	1.03	Watts(W)	7.5±10%	6.5-7.5